

2024 annual report to the Community

Bordertown High School

Bordertown High School number: 894

Partnership: Tatiara



School principal:

Alicia Keatley

A handwritten signature in black ink that reads "Alicia Keatley".

Date of endorsement:

10/02/2025



Context Statement

Bordertown High School caters for students from 7-12. At the time of this report, the enrolment in 2024 is 278. Bordertown High School is classified as Category 4 on the Department for Education Index of Educational Disadvantage. At the time of this report, the school population includes 3% Aboriginal students, 3% students with disabilities, 4% students with English as an additional language or dialect (EALD) funded background, 1% children/young people in care. Further information about the school is available on the school website (including its context statement), as well as the My School website.

Data Source: Department for Education data holdings from Mid census captured in AUGUST 2024.

Governing Council Report

As we wrap up another busy year, on behalf of the Governing Council, I'm excited to share what we've been up to at Bordertown High School.

We were thrilled to have Jodie Wegener join our council this year. Her contributions have been fantastic! Jodie has brought fresh ideas and a lot of enthusiasm to our meetings, and we're so grateful for her willingness to dedicate time and energy to our school community. We also said farewell to Nat Leopold-Brown, who has been a huge part of our Pedal Prix team. Nat's dedication and hard work over the years have been truly inspiring. Thanks, Nat, for your exceptional efforts!

We've been working closely with our Principal and her leadership team to make our school even better. Our main focus has been on getting some much-needed facility upgrades. It's been a tough journey, with lots of discussions and planning, but we're hopeful that we'll see some big changes soon. These upgrades are crucial for maintaining a safe and inclusive environment for all our students, and we're optimistic that significant progress will be realised very soon.

I'm happy to report that our school's finances are in great shape. This year, we've invested in new writable desks and comfy furniture for our classrooms, thanks to the High School Equipment Trust Fund. This fund, established in 1989, has grown significantly through wise investments and continued community support, reaching over \$380,000¹. A big shout out to all our donors for their generosity! These new additions have made a big difference in creating a more engaging and comfortable learning environment for our students.

Our students have been amazing, excelling in sports, agriculture, and community service. This year, they've achieved so much, and on behalf of the Governing Council, I commend each one for their hard work and dedication. These achievements, alongside the contributions of our passionate staff, highlight the importance of personal growth and academic success working hand in hand. It is wonderful to see our students balancing academics with extracurricular activities and thriving in both areas.

Finding and keeping great staff is always a challenge, especially for rural schools like ours. We are immensely grateful for the relentless efforts of Alicia and Lauren in bringing talented teachers and support staff to our school. Our school's success depends on the commitment of these dedicated educators, and we thank each one who has chosen Bordertown as their place to teach, inspire, and support our students. We are also saying goodbye to some teachers this year, including Paul Trieu, who has been a vital part of our Science and Math team since 2011 and has been the Year 12 coordinator for several years. Paul's expertise and dedication will be very much missed!

Vicki Scown will be taking long service leave next year before retiring later in 2025.

Vicki has been a dedicated teacher at the school since 1984 and has been the key Home Economics teacher at the school for many years, maintaining both the Home Economics and Textiles areas of the curriculum, as well as teaching in other areas. Vicki was instrumental in the design and upgrade of the Home Economics kitchen to create a modern facility for Home Economics teaching and catering with her classes. Vicki has successfully managed the Home Economics facilities for many years and maintains a high standard in that space. Vicki is also well known for her catering of community group dinners for many years and has shown great skill in developing her students to be successful in their roles in these catering events. Thank you Vicki for your dedicated service over the past 4 decades.

A big thank you to Lily-Rose O'Sullivan and her SRC committee for her hard work this year. Lily has done an excellent job with fundraising and other projects. We have received excellent updates throughout the year on the SRC's projects, and we commend her efforts in fundraising and accomplishing meaningful initiatives around the school. Special mention to the Big Freeze fundraiser – awesome effort, everyone!

We had a productive meeting with Nick McBride, Member for Mackillop, to discuss our school's needs. His support has been crucial in pushing for our facility upgrades, and we are already seeing positive results. Mr. McBride's willingness to engage in meaningful dialogue about our concerns has been encouraging. His advocacy has been instrumental in advancing our case for the needed facility upgrades, and we are appreciative of the swift action he has taken in bringing our school's needs to the attention of Parliament.

Congratulations to our Year 12 graduates! As you move on to new adventures, we hope you carry forward the values and skills you've learned here. Best of luck in all your future endeavors! The values, knowledge, and skills taught here will serve you well as you face new challenges and opportunities.

Thank you to our school community, council members, and staff for your dedication and support throughout the year. Let's continue working together to make Bordertown High School a great place for our students.

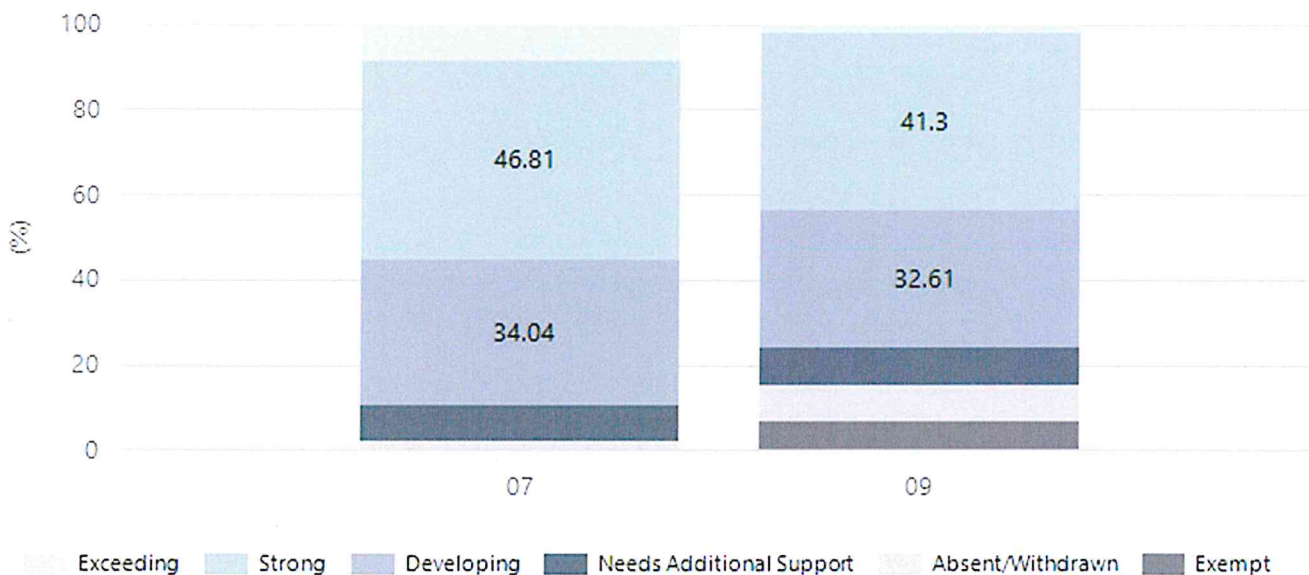
I'd like to extend further thanks, on behalf of the Governing Council, to our outgoing Chair, Kirstie Croser. Kirstie has been the energy behind keeping the Governing Council a well-oiled machine for the last five years as our Chairperson. Kirstie has been on the High School Governing Council for the last six years after already giving her time, selflessly, on the Primary School Governing Council prior to this. Kirstie has not only navigated the challenges of keeping things ticking over during the Covid period but has adapted effortlessly with changing staff and school leadership to ensure that Parents in the community have been very well represented, including many engagements over the years, with State and Federal members of Parliament to ensure that Bordertown High School's needs are met as best as possible. Thank you, Kirstie, for the dedication, patience and passion that you have consistently shown for the school community throughout your time as an exceptionally valued member of the Governing Council.

Performance Summary

NAPLAN Proficiency

In 2023 the Australian Curriculum, Assessment and Reporting Authority (ACARA) - a Commonwealth Independent statutory authority announced changes to NAPLAN performance reporting. The new approach replaces the previous numerical NAPLAN bands and the national minimum standard.

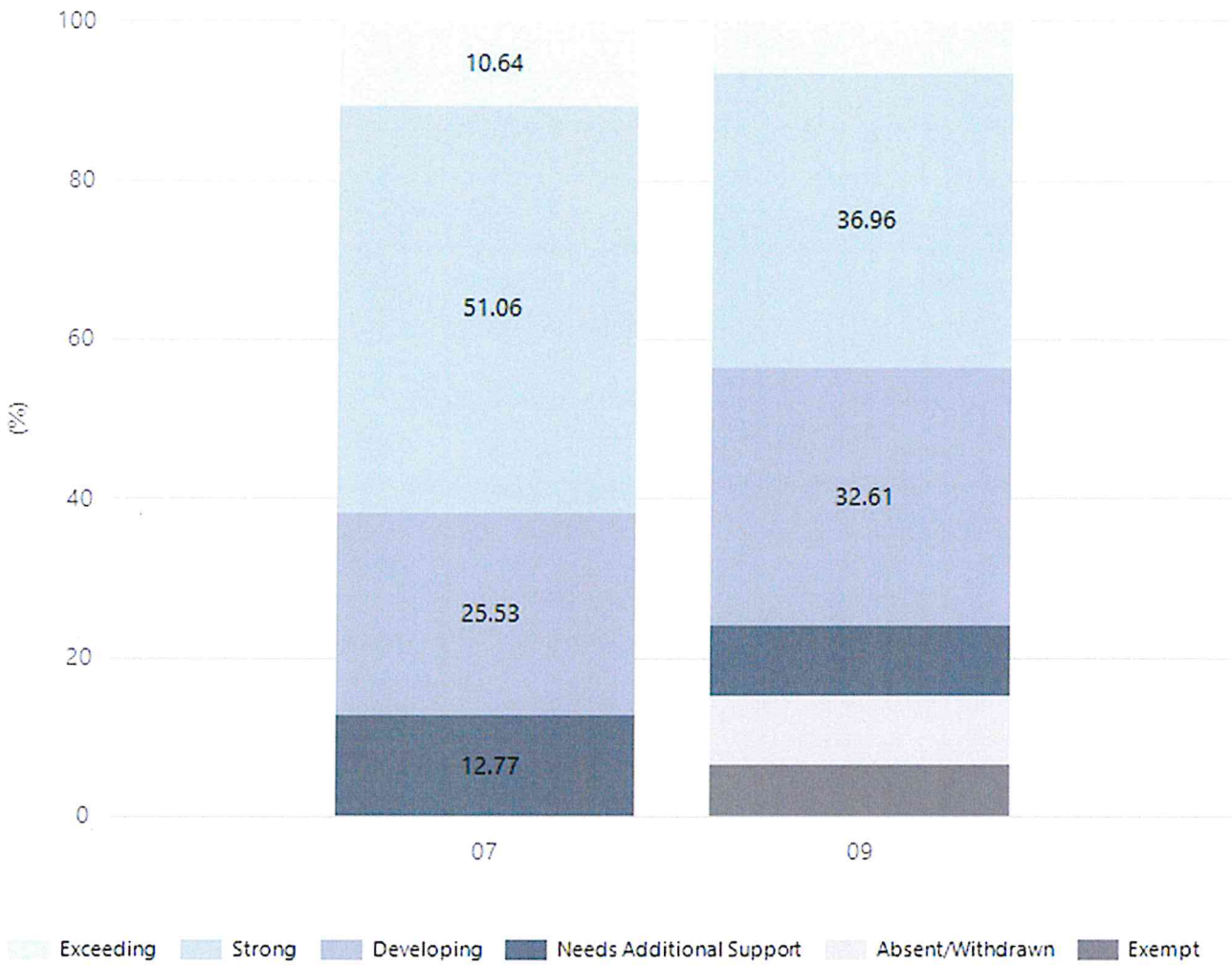
Numeracy



Year Level	07	09
Exceeding	4	1
Strong	22	19
Developing	16	15
Needs Additional Support	4	4
Absent/Withdrawn	1	4
Exempt		3
Total	47	46

Data Source: Department for Education Assessment Data Holdings, 2024. If there are less than 6 students who sat NAPLAN in a school, no information will be shown. If a year level has less than 6 students, that year level will not be shown in NAPLAN results.

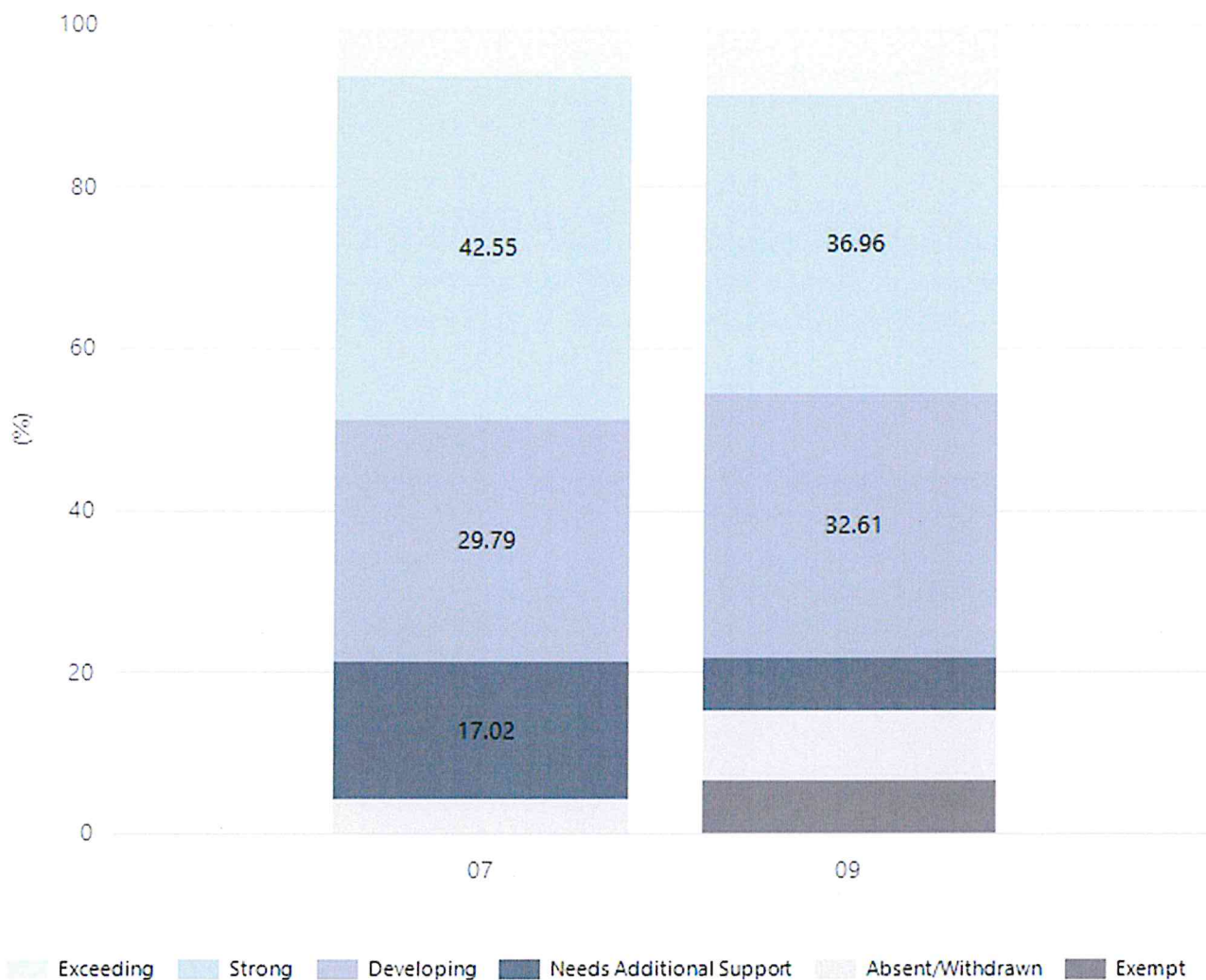
Reading



Year Level	07	09
Exceeding	5	3
Strong	24	17
Developing	12	15
Needs Additional Support	6	4
Absent/Withdrawn		4
Exempt		3
Total	47	46

Data Source: Department for Education Assessment Data Holdings, 2024. If there are less than 6 students who sat NAPLAN in a school, no information will be shown. If a year level has less than 6 students, that year level will not be shown in NAPLAN results.

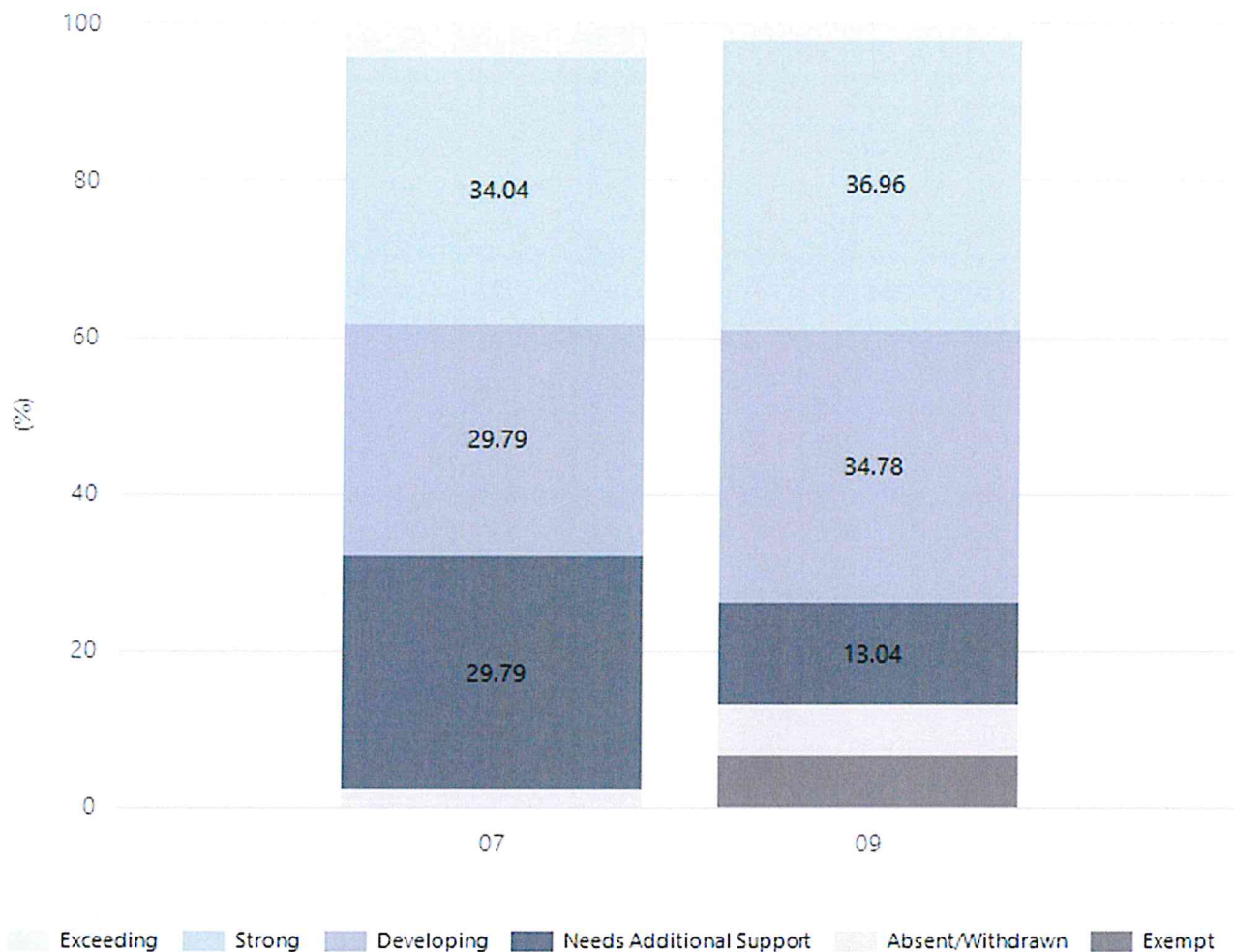
Writing



Year Level	07	09
Exceeding	3	4
Strong	20	17
Developing	14	15
Needs Additional Support	8	3
Absent/Withdrawn	2	4
Exempt		3
Total	47	46

Data Source: Department for Education Assessment Data Holdings, 2024. If there are less than 6 students who sat NAPLAN in a school, no information will be shown. If a year level has less than 6 students, that year level will not be shown in NAPLAN results.

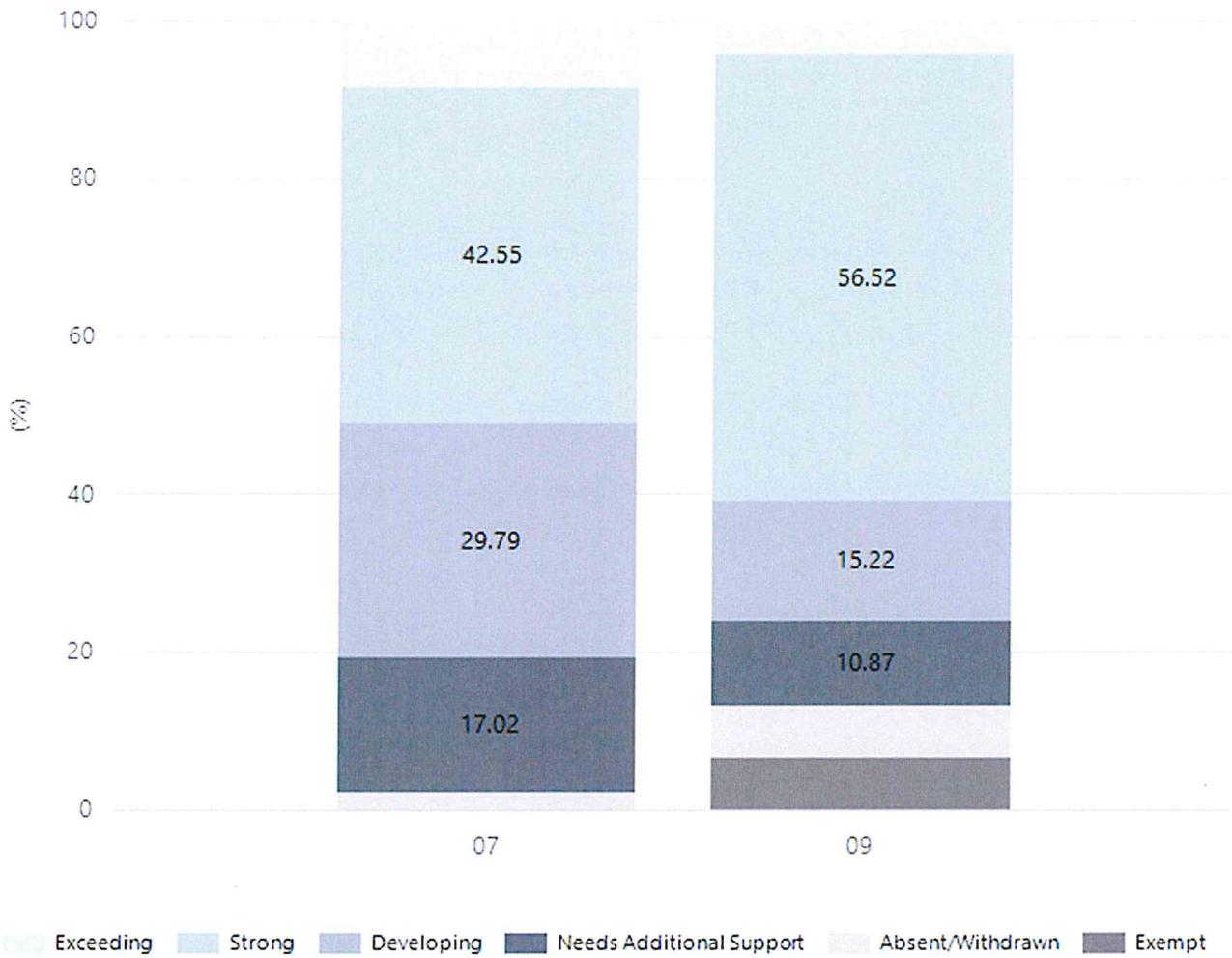
Grammar



Year Level	07	09
Exceeding	2	1
Strong	16	17
Developing	14	16
Needs Additional Support	14	6
Absent/Withdrawn	1	3
Exempt		3
Total	47	46

Data Source: Department for Education Assessment Data Holdings, 2024. If there are less than 6 students who sat NAPLAN in a school, no information will be shown. If a year level has less than 6 students, that year level will not be shown in NAPLAN results.

Spelling



Year Level	07	09
Exceeding	4	2
Strong	20	26
Developing	14	7
Needs Additional Support	8	5
Absent/Withdrawn	1	3
Exempt		3
Total	47	46

Data Source: Department for Education Assessment Data Holdings, 2024. If there are less than 6 students who sat NAPLAN in a school, no information will be shown. If a year level has less than 6 students, that year level will not be shown in NAPLAN results.

South Australian Certificate of Education - SACE

SACE Stage 2 Grades - Percentage of grades that are C- or above for attempted SACE subjects (SEA)

2021	2022	2023	2024
99%	93%	99%	98%

Data Source: SACE School Data Reports, as of February 2024 for 2021-2023. 2024 SACE results are School supplied data. When there are less than six students, no data is supplied. Due to rounding of percentages, total results may not add up to 100%.

SACE Stage 2 Grade Distribution

Grade	2021	2022	2023	2024
A	13%	4%	11%	8%
A-	8%	9%	10%	9%
B+	11%	19%	14%	5%
B	9%	7%	13%	19%
B-	9%	15%	19%	14%
C+	18%	12%	18%	21%
C	18%	16%	7%	17%
C-	13%	11%	7%	5%
D+		5%	1%	2%
D-		1%		
E+	1%	1%		

Data Source: SACE School Data Reports, as of February 2024 for 2021-2023. 2024 SACE results are School supplied data. When there are less than six students, no data is supplied. Due to rounding of percentages, total results may not add up to 100%.

SACE Completion - Percentage of completers out of those students who had the potential to complete their SACE in October that year

2021	2022	2023	2024
100%	96%	95%	100%

Data Source: SACE School Data Reports, as of February 2024 for 2021-2023. 2024 SACE results are School supplied data. When there are less than six students, no data is supplied. Due to rounding of percentages, total results may not add up to 100%.

Year 12 Students undertaking Vocational or Trade Training (VET)

	2022	2023	2024
Percentage of Year 12 students undertaking Vocational Training or Trade Training	29%	20%	31%
Percentage of Year 12 students attaining a Year 12 certificate or equivalent VET qualification	80%	81%	74%

Data Source: School supplied data

School Attendance

Year Level	2022	2023	2024
Year 07	86.7%	90.0%	89.9%
Year 08	88.5%	83.0%	90.3%
Year 09	81.5%	83.9%	81.6%
Year 10	86.2%	80.8%	85.1%
Year 11	80.2%	78.6%	83.7%
Year 12	93.0%	92.6%	88.5%
Total	85.8%	84.4%	86.7%

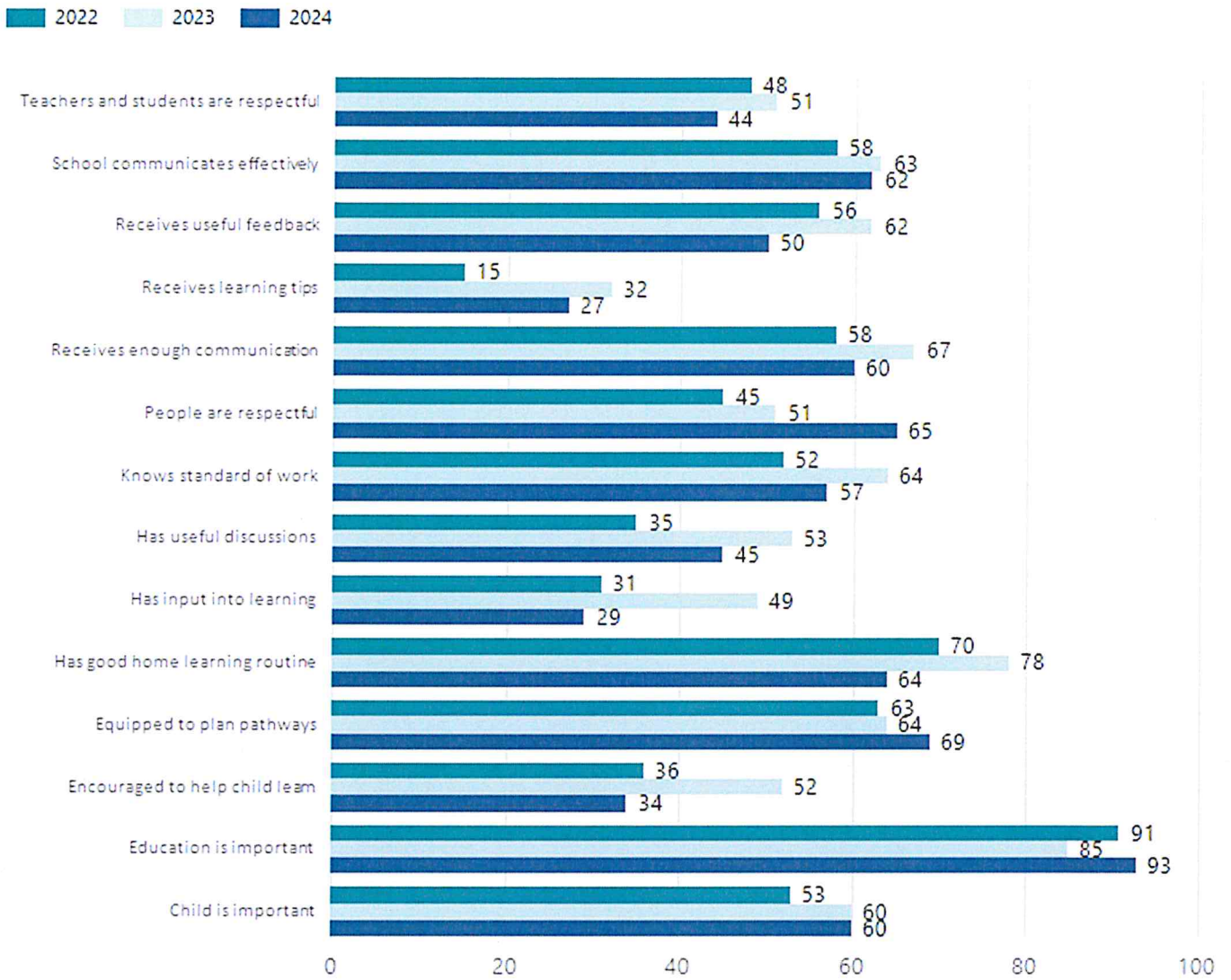
Data Source: Department for Education Attendance Data, Semester 1 Report 2024. A blank cell indicates there were no students enrolled. 'Primary Other' includes students enrolled in specialised education options. 'Secondary Other' includes students who have already spent a year at Year 12 and elected to undertake further study at Year 12.

Attendance Comment

In South Australia, all children and young people must be in school from 6 years to 16 years old. They must attend a government or non-government school full time. From age 16 to 17 however, young people must attend school or an approved learning program (such as an apprenticeship, traineeship, accredited course or university). Schools and parents must encourage and support students to come to school every day. Parents and caregivers must make sure their child is enrolled in a school, and attends school all day and everyday it is open, unless a child is sick or has an approved exemption. Teachers and leaders actively follow up when a student misses school, including recording all absences and non-attendance. All schools in South Australia have local attendance procedures governed under the Education and Children's Services Regulations 2020.

School Parent Opinion Survey Results

Proportion of agree/strongly agree response(%)



Data Source: 2024 Department for Education Parent Opinions Survey, Term 3 2024.

Intended Destination

Leave Reason	Number	%
EX - EXEMPTION	1	3.0%
IS - INTERSTATE	3	10.0%
NG - ATTENDING NON-GOV SCHOOL IN SA	1	3.0%
SU - SUSPENSION/EXCLUSION/EXPULSION	1	3.0%
TG - TRANSFERRED TO SA GOVERNMENT SCHOOL	5	17.0%
U - UNKNOWN	18	62.0%

Data Source: Department for Education Destination Data Report, 2024. Data extract term 3 2024. Data shows recorded destinations for students that left the school in the previous year. Data is uploaded by schools in term 3 and may not reflect final or total figures at time of report creation.

Highest Qualifications held by the teaching workforce and workforce composition

All teachers at this school are qualified and registered with the SA Teachers Registration Board.

Qualification Level	Number of Qualifications
Bachelor's degrees or Diplomas	16
Postgraduate Qualifications	9

Data Source: Data extracted from Mandatory Workforce Information Collections as on the last pay date of June 2024. As self-reported by staff in the system.

Please note: Data includes staff who are Actively employed and on extended paid leave. Please note only the highest qualification of the Teaching staff is reported. Excludes any number of other certifications earned.

Workforce composition including indigenous staff

	Teaching Staff		Non-Teaching Staff	
	Indigenous	Non-Indigenous	Indigenous	Non-Indigenous
Full-Time Equivalents	0.0	23.0	0.0	12.2
Persons	0.0	25.0	0.0	14.0

Data Source: Data extracted from Mandatory Workforce Information Collection as on the last pay date of June 2024.

Please note: Data includes staff who are actively employed and on extended paid leave. "Indigenous category" is self-reported by staff in the system.

Financial Statement

Funding Source	Amount
Grants: State	68376
Grants: Commonwealth	0
Parent Contributions	103957
Fund Raising	4140
Other	15960

Data Source: School supplied data.